


# H621 - Heckler MacBook Stand

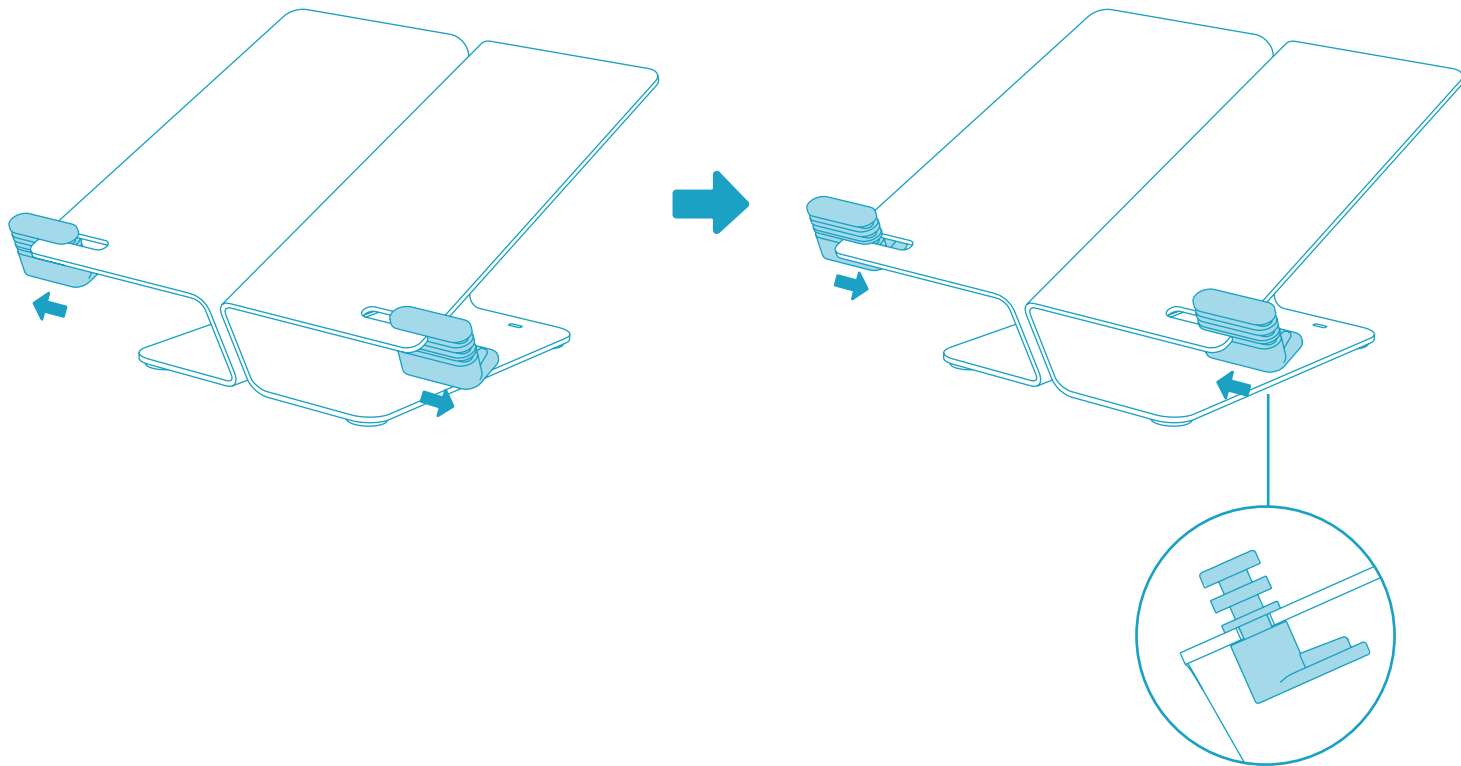
The Pro Desktop Laptop Stand



Patented design.

## STEP 1


Adjust the resting pegs to the positions as shown below.



## STEP 2

Place your MacBook on the stand.

Ensure the bottom edge of the MacBook rests on the pegs.



## STEP 3

Route cables through the neck of the stand.



## Optional

Use Kensington cable locks for stand deployment in public spaces.



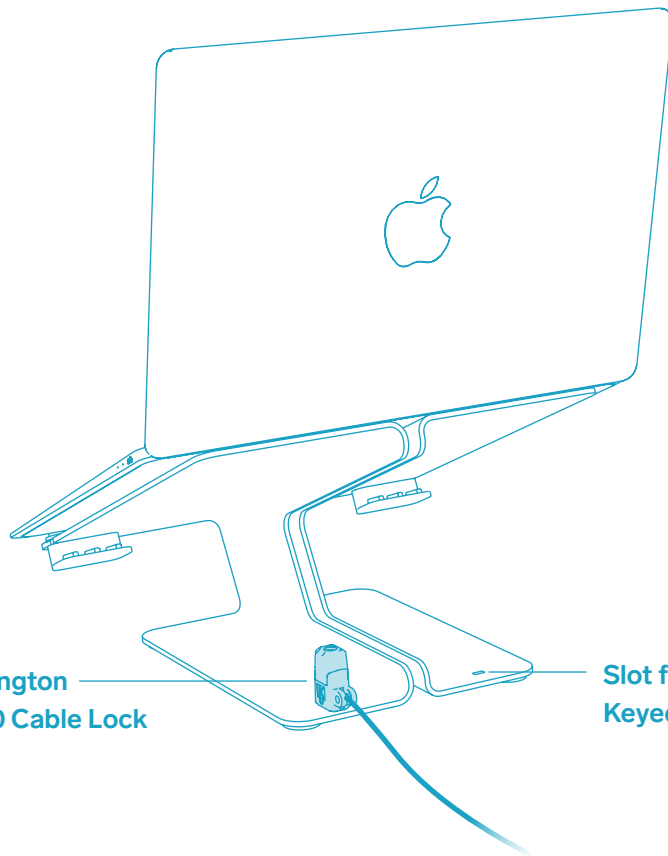
**F560**

(Sold Separately)



**F714**

(Sold Separately)



Slot for Kensington  
ClickSafe® 2.0 Cable Lock

Slot for Kensington NanoSaver™  
Keyed Cable Lock

Use with Heckler iPad Desk Stand to  
create a dual-screen workspace.

Click [here](#) to visit product page for  
H620 Heckler iPad Desk Stand.

